



International Color Quality Club

Online Registration Guide for contest

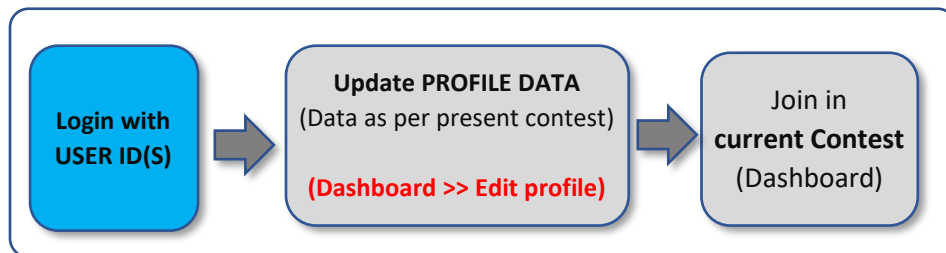
1. IMPORTANT TO KNOW BEFORE REGISTERING THE CONTEST:

- "Email ID" can be used in "Username", only if email ID is linked to single username.
- For multiple usernames linked to single username, individual username(s) to be used.
- Use Email id in "**Lost password**" to get the single/multiple USERNAME(S) associated with the email (usernames will be sent to email).
- One "**username**" is valid for single publication title of a print site only. Multiple titles from same print site (city) or from different site (city) to be separate under different username.
- Use "**username**" instead of email ID to reset password.
- Existing user must update all the profile as per preset contest participation (circulation, title, category

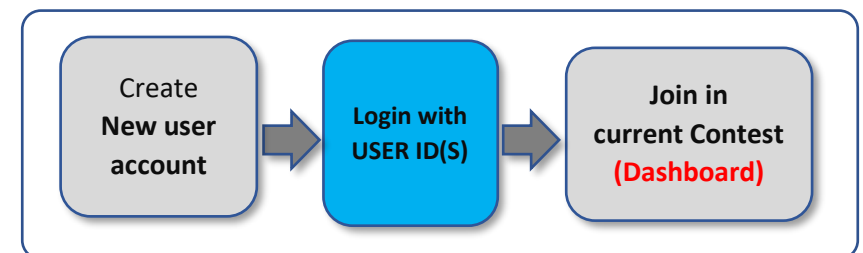
2. REGISTER FOR CONTEST - 3 STEP:

1. Visit "<https://cqc.wan-ifra.org/Login>
2. Register contest by, **Dashboard >> Join in current contest**

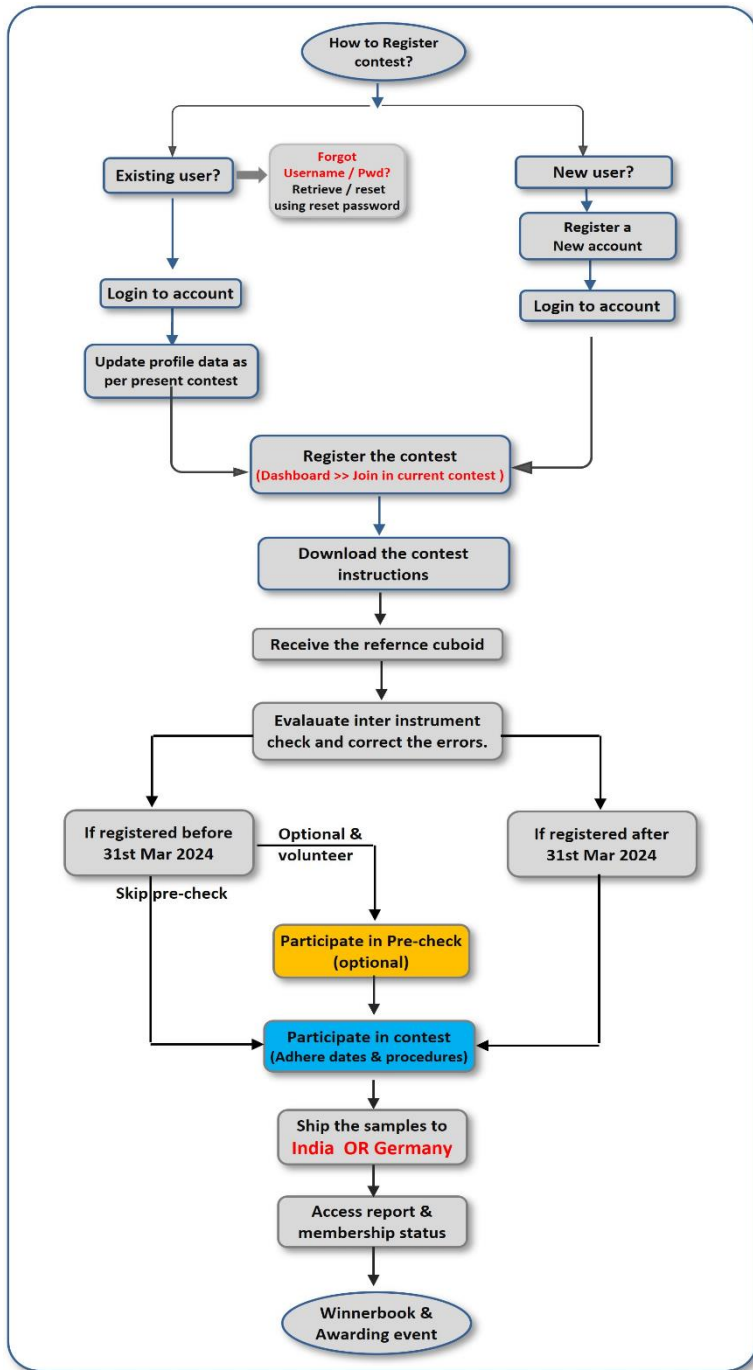
Existing user



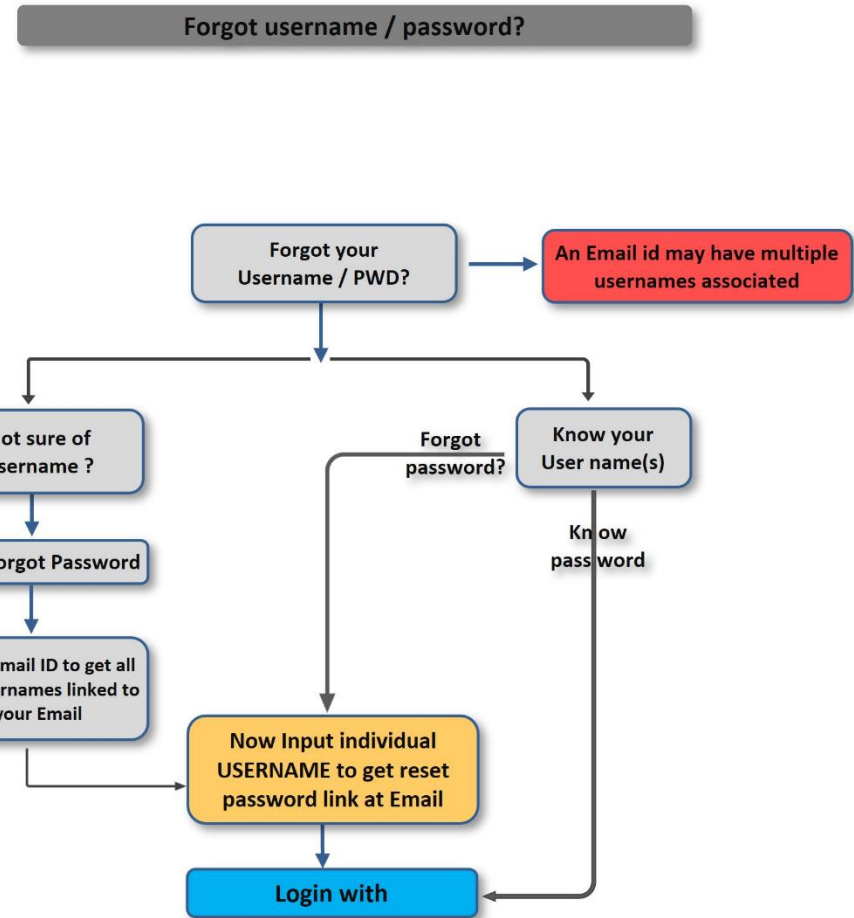
New user



3. CONTEST FLOW & RETRIEVE LOGIN DETAILS



Contest registration & flow



4. WHAT NEXT? - AFTER REGISTRATION


1. Receive registration confirmation email
2. "**DOWNLOAD**" instructions & read through to familiarize targets procedures, and strictly adhere the timeline and terms.
3. Adhere timelines: The print schedule and shipping.
4. Communication emails will be sent on the actions and updates.

- Reference cuboid & Cuboid availability
- Pre-checks timeline
- Print schedule reminders
- Shipping timeline
- Reports & membership
- Post contest procedures (winner book, event, etc.)
- Invoice & payments

(A regular email communication will be sent to registered email)

5. WATCH VIDEOS ON PROCEDURES?

How to self-check



How to Register contest?

